

## 7th Grade Honors ELAR Summer Reading Assignment

Teacher: Mrs. Cassandra Ceasar  
Email: [cassandraceasar@hjisd.net](mailto:cassandraceasar@hjisd.net)  
[cassandraceasar@hjhawks.net](mailto:cassandraceasar@hjhawks.net)

Google Classroom Code: **agiopqu**

Summer Novel: *Walk Two Moons*



**Assignment Overview:** After reading the assigned novel, complete the “Walk Two Moons” Culminating Project Choices board. You will choose **THREE** projects from the board. (It does not have to be three in a row). You will use Google Docs, Google Slides, or can complete it on paper. If the assignment is on paper, you must have neat, legible handwriting, and the assignment must be presented on paper that is not crinkled or messed up. Once the assignment is complete, you will submit the project through Google Classroom where it says, “Summer Reading Project Submission”. If the project will be submitted on paper, it must be handed in on the first day of school.

---

School starts on Tuesday, August 16th. The project must be turned in no later than Friday, August 19th. It will be considered late.

You have the option of purchasing your own copy of the novel to complete the project. It can be found on Amazon, in bookstores, and even online through audio versions. There will also be copies of the book available to check out in the school office. All copies checked out from the school must be returned at the beginning of the school year.

**This project will be the first test grade of the school year. We will also have a comprehension test over the book, as well as multiple assignments that will come directly from the reading. Students that do not read the book will find themselves with multiple failing grades at the beginning of the year due to lack of knowledge.**

# Culminating Project Choices

In the boxes below, you will find nine project choices to complete after you finish the book. Each of the projects is worth a certain number of stars. You must choose one or more projects that add up to at least \_\_\_\_\_ stars. Color in the stars of the project(s) you choose.

## Author Research ☆☆

Use the Internet to do research about the author, Sharon Creech. Write a biography about her. Be sure to include a Works Cited page.




## Playwright ☆☆

Choose your favorite scene(s) from the story. Write it in the form of a play. Either record it to broadcast, or perform it live in front of the class. You will need to get some classmates to play your supporting actors.


## Sequel ☆☆

What do you think happens to Sal, her family, and her friends after the story ends? Write a sequel to the story. Include illustrations with your story.



## Game On ☆☆☆

Create a board game that is themed around the book. Your game must include a board, game pieces, instructions, question cards, and any other materials needed to play the game. You will present your game to the class.



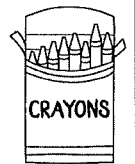
## Alternate Ending ☆

Do you wish Walk Two Moons had a different ending? Write an alternate ending to the story. Include an illustration with your alternate ending.



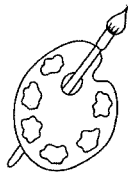
## Newspaper ☆☆☆

Write a complete newspaper about the events that happen in the book. Include some articles, a comic strip, an advertisement, an obituary, and any other newspaper parts you can think of!



## 3D Characters ☆☆

Create 3D depictions of the characters. You might use clay, play-doh, posterboard, yarn, wood, or any other material you choose. Include index cards with descriptions about each character.



## Paper Bag Book ☆☆

Fill a bag with 7-9 items that represent important parts of the book. Present the items to the class and explain why each item is important. Design the outside of the bag to include the book's title, author, and a picture.



## Puppet Show ☆☆

Create puppets that depict the characters in the book. Use the puppets to act out a scene from the book in front of the class. The puppets may be made out of any material you choose. Be sure to turn in a written manuscript of your play.

## CHOICE BOARD OPTIONS AND DESCRIPTIONS

### *Students must choose three options*

1. **AUTHOR RESEARCH:** Students will use the internet to write a biography of the author, Sharon Creech. The biography must NOT be plagiarized (an automatic zero and an automatic submission to the principal). The student will include her information about her early life, her experiences that led her to her professional career, her achievements and education, and interesting facts about her. It should be a minimum of 1 page typed (double-spaced) or 2 pages hand-written with normal, legible handwriting.
2. **PLAYWRIGHT:** Students will find their favorite scene from the story and will write it in the form of a play. The student must include stage directions, characters, and actual events from the story. The play must be a minimum of 2 pages typed, or 3 pages handwritten. Students can also perform and record the play and turn that in as your submission.
3. **SEQUEL:** Students will write a continuation, or sequel, to the story. The sequel will describe what happens to Sal, her family, and her friends. This sequel will include illustrations (they can be hand drawn or appropriate images from the internet). The sequel will be a minimum of 1 page typed or 2 pages handwritten in normal, legible handwriting.
4. **GAME ON:** Students can create a game board that is themed around the story, Walk Two Moons. The object of the game can be whatever the student desires, as long as it is centered around the main characters and the plot. The game board must include a board, game pieces, instructions, question cards, and any other materials the student desires. The student can submit a video of the game or bring it to school.
5. **ALTERNATE ENDING:** The student will write an alternate ending to the story, Walk Two Moons. The student will not write a new story - such as her mother being alive - but can create a different ending. This ending must be a minimum of 1 page typed or 2 pages handwritten with normal, legible handwriting. Illustrations must be included (hand drawn or from the internet).

6. **NEWSPAPER**: Students will write a complete newspaper about the events that happened in the book. Remember, a newspaper is based on **FACTUAL** events, so the information in the newspaper must be accurately described. Students must include: 2 articles about 2 different events, a comic strip, an obituary (a bio of a dead person), and anything else you desire.
7. **3D CHARACTERS**: Students will create a 3D description of the characters. You can use clay, play-doh, poster board, yarn, or any other material of your choosing. Students must include index cards with descriptions of the characters in 3D. Students may submit this on video, or can bring it to school on the first day.
8. **PAPER BAG BOOK**: Students will fill a bag with 7-9 items that represent **IMPORTANT** parts of the book. These items will be presented to the class and explained as to why each item is important. The outside of the bag must be designed with the book title, author, picture, and **SUMMARY** of the book. Students may submit this on video or bring it to school to present.
9. **PUPPET SHOW**: Create puppets that depict characters in the story. The puppets can be made out of any material that you choose, and a full scene from the book must be depicted or acted out. This puppet show can be submitted via video or can be performed in front of the class. The manuscript (handwritten script) of the performance must be submitted.

**IF THE STUDENT CHOOSES TO SUBMIT A VIDEO, THE STUDENT MUST BE SURE THAT THE VIDEO WILL BE ABLE TO BE VIEWED BY MRS. CEASAR. PLEASE MAKE SURE YOU DO NOT SUBMIT BLANK VIDEOS OR INCOMPLETE VERSIONS. HONORS STUDENTS ARE EXPECTED TO CHECK THEIR WORK AND ASSURE THAT IT IS ACCURATE.**